



Construction du nombre

association quantité-symbole

- Début de pratique:
- Faire associer, sur la même carte avec modèles, les quantités et les symboles.
- D'abord avec 1 seul, puis 2 seul.
- Puis lui demander « combien il y en a » pour les quantités et « qu'est-ce que c'est? » pour le symbole.
- Et dire « c'est pareil » ou « 1 » « est la forme de la quantité 1 ».
- Introduire les mots « quantités » et « symboles » si ces mots peuvent aider.



Construction du nombre

association quantité-symbole




- Généralisation:


- Association

des symboles et des quantités 1 et 2


sur cartes avec modèles,

avec choix entre les deux quantités et les deux symboles.







.




.




.




.



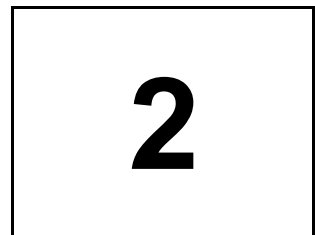
.




.



.





.





.

.





.

.



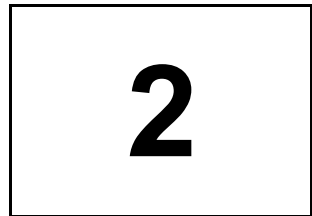
.

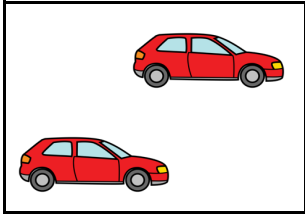
.



.

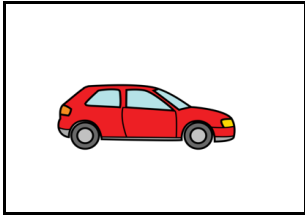
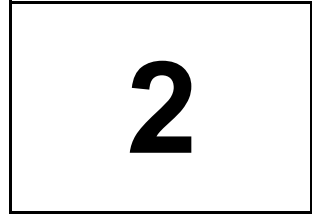
.





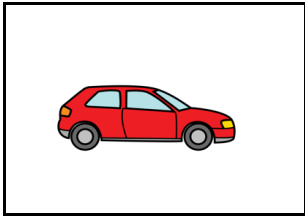

.

.



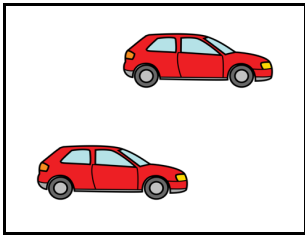
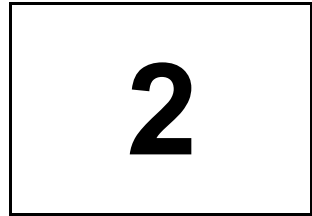
.

.




.


.



.


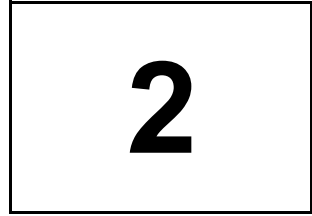
.







.

.




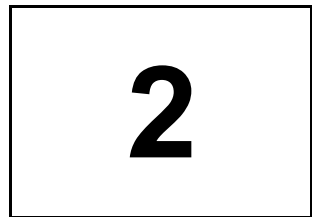
.

.




.

.



.


.



1

.


.



2

.


.



1

.


.



2

.

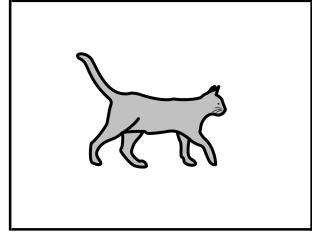
.



1

.


.



2

.


.



1

.


.



2

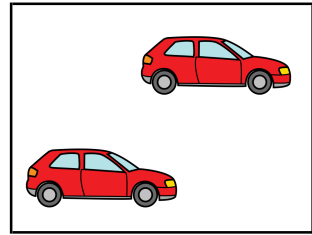
.

.



2

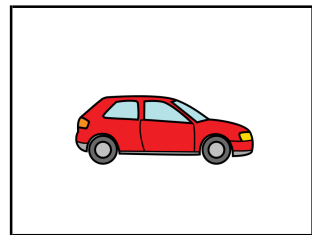
.



.

1

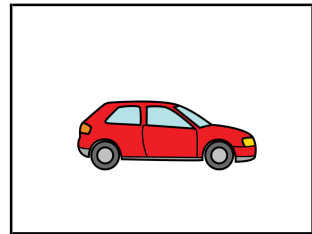
.



.

2

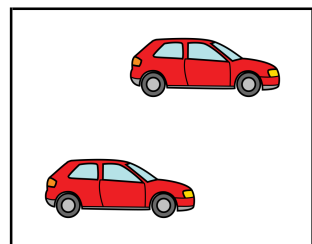
.



.

1

.




.

2

.


.



1

.


.



2

.

.



1

.

.

